DSC

From Tyco Security Products

PG9938/PG8938/PG4938

PowerG Panic Button Installation Instructions

WARNING!
Choking Hazard; Small parts; The pendant and belt clip are NOT for children under 3 years
Do not submerge the wireless key in any liquid as it will damage the electronic circuits. Keep this manual for future reference.

Operation

The PG9938/PG8938/PG4938 is a panic button. Confirmation of a successful transmission is indicated by the LED light.

Device Setup

Enrollment

To quick enroll:
1. On a keypad press [*] [8] [Installer Code] [804] [000].
2. Press and hold the button on the wireless key until the LED lights steady and then release the button while the LED is still lit and a confirmation message appears on the keypad.
3. Press [*] key to confirm ID.
4. Enter [3 digit zone #].
5. Enter [2 digit zone type].
6. Enter [1 digit partition #] for all desired partitions and press [#]. If using a menu based configuration you can scroll to the desired partitions and press [*] to toggle the partition.
7. On an LCD keypad enter the label by using word library.

To pre-enroll:
1. Remotely configure the unique ID number into the system. For more information see the HSM2HOST manual.
2. When on-site, press the device enroll button.

Configuration

To enter the wireless configuration section enter [804][601].

Device Toggles

[011][01] **Supervision - Default [N]**
Enables supervision of the device.

Assembly

Attaching to a Belt Clip

1. Slide the device into the holder until you feel it snap securely inside.
2. To attach the belt clip, slide it onto the rails on the rear of the holder.

Mounting

1. Align the holder on a wall facing up as illustrated.
2. Using two #4 5/8" screws and appropriate wall anchors, secure the holder to the wall.
3. Slide the device into the holder until you feel it snap securely inside.
4. To remove the device from the holder, pinch the clasps.

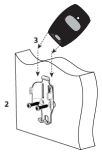

Maintenance

Warning! Modifications to this wireless key not expressly approved by the party responsible for compliance may void the user's authority to operate it.

Replacing the Battery

The required battery is CR2032 Lithium 3V, manufactured by VARTA or Energizer, purchased from a DSC-approved supplier.
When this wireless key is out of use, remove all batteries and dispose of them separately. Bring electrical appliances to the local collecting points for waste electrical and electronic equipment. Batteries are harmful to the environment, Please help to protect the environment from health risks.

Replace the battery at least once every 5 years, or upon observing that the LED flickers when transmitting.
NOTE: The polarity of the battery must be observed. Improper handling of lithium batteries may result in heat generation, explosion or fire, which may lead to personal injuries.
WARNING: Danger of explosion if batteries are installed incorrectly. Replace only with the same or equivalent type recommended by the manufacturer. Keep away from small children. If batteries are swallowed, promptly see a doctor. Do not try to recharge these batteries. Disposal of used batteries must be made in accordance with the waste recovery and recycling regulations in your area.

1. To replace the battery, insert a coin into the slot on the bottom of the unit and twist it open.
Note: Make sure the elastic pad within the cover remains in place. Put it back in place if it falls off.
2. Extract the old battery from its holder, and replace it with a recommended new battery. Ensure that the plus side of the battery faces up, attaining correct polarity.

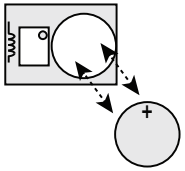

3. Test the device by pressing the button. The LED indicator should light.
4. Replace the covers securely, verifying that the cover snaps shut.

Cleaning

The use of abrasives of any kind and solvents such as kerosene, acetone or thinner is strictly forbidden.
Clean the wireless key only with a soft cloth or sponge moistened lightly with a mixture of water and mild detergent, and wipe it dry immediately.

Testing

Always test the system at least once per a year.
1. Ensure the device is enrolled in the system.
2. On a keypad press [*] [8] [Installer Code] [904] [601-632].
3. Stand 3 m (10 ft) away from the control panel and press the button. Verify that the transmit LED lights and the control panel responds as programmed.
4. Operate the pendant from various locations within the area covered by the receiver to determine "dead" locations, where transmission is blocked by walls and large objects, or affected by structural materials.

Note: If dead/marginal zones are a problem, relocating the receiver may improve the performance.

Specifications

Frequency Band (MHz): CE Listed PG4938: 433-434.72MHz; CE listed PG8938: 868-869.15MHz; FCC/IC/UL/ULC listed PG9938: 912-919.185MHz
Communication Protocol: PowerG
Battery type: For UL/ULC listed installation use only Varta or Energizer 3V CR-2032 Lithium battery consumer grade
Battery Life Expectancy: 5 years (not verified by UL/ULC)
Low Battery Threshold: 2.05 V
Note: If transmission is still possible despite the battery condition, the unit will send a low battery signal to the control panel.
Temperature Range: -10°C to +55°C (UL/ULC only verified the range 0º to 49ºC)
Humidity: up to max. 93%RH, non-condensing
Dimensions (LxWxD): 53 x 33 x 11 mm (2.1 x 1.3 x 0.43 in)
Weight: 15 g (0.5 oz)
Weight (including battery): 20 g (0.7 oz)
Note: To be used in non-hazardous locations only.

Compatible Receivers

433MHz Band: HSM2HOST4; HS2LCDRF(P)4;HS2ICNRF(P)4; PG4920
868MHz Band: HSM2HOST8; HS2LCDRF(P)8; HS2ICNRF(P)8;PG8920
912-919MHz Band: HSM2HOST9; HS2LCDRF(P)9; HS2ICNRF(P)9; PG9920
Note: Only devices operating in band 912-919MHz are UL/ULC listed.

UL/ULC Notes

Only model PG9938 operating in the frequency band 912-919MHz are UL/ULC listed. The PG9938 has been listed by UL for residential burglary applications and by ULC for residential burglary applications in accordance with the requirements in the Standard UL 1023/ULC-ORD-C1023 Household Burglar Alarm Units.
For UL/ULC installations use these device only in conjunction with compatible DSC wireless receivers: HSM2HOST9, HS2LCDRF(P)9, HS2ICNRF(P)9 and PG9920. After installation verify the product functionality in conjunction with the compatible receiver used.

Europe: The PG4938 and PG8938 are compliant with the RTTE requirements - Directive 1999/5/EC of the European Parliament and of the Council of 9 March 1999. The PG8938 is certified by Applica Test and Certification to the following standards: EN50131-3, EN 50131-6 Type C. Applica Test and Certification has certified only the 868 MHz variant of this product. According to EN 50131-1:2006 and A1:2009, this equipment can be applied in installed systems up to and including Security Grade 2, Environmental Class II. UK: The PG8938 is suitable for use in systems installed to conform to PD6662:2010 at Grade 2 and environmental class 2 BS8243. The Power G peripheral devices have two- way communication functionality, providing additional benefits as described in the technical brochure. This functionality has not been tested to comply with the respective technical requirements and should therefore be considered outside the scope of the product's certification

FCC COMPLIANCE STATEMENT

WARNING! Changes or modifications to this unit not expressly approved by the party responsible for compliance could void the user's authority to operate the equipment.
This device has been tested and found to comply with the limits for a Class B digital device, pursuant to Part 15 of the FCC Rules. These limits are designed to provide reasonable protection against harmful interference in residential installations. This equipment generates uses and can radiate radio frequency energy and, if not installed and used in accordance with the instructions, may cause harmful interference to radio and television reception.
However, there is no guarantee that interference will not occur in a particular installation. If this device does cause such interference, which can be verified by turning the device off and on, the user is encouraged to eliminate the interference by one or more of the following measures:
– Re-orient or re-locate the receiving antenna.
– Increase the distance between the device and the receiver.
– Connect the device to an outlet on a circuit different from the one that supplies power to the receiver.
– Consult the dealer or an experienced radio/TV technician.
This equipment complies with FCC and IC RF radiation exposure limits set forth for an uncontrolled environment.
This device complies with FCC Rules Part 15 and with Industry Canada licence-exempt RSS standard(s). Operation is subject to the following two conditions: (1) This device may not cause harmful interference, and (2) this device must accept any interference that may be received or that may cause undesired operation.
Le present appareil est conforme aux CNR d'Industrie Canada applicables aux appareils radio exempts de licence. L'exploitation est autorisee aux deux conditions suivantes :(1) l'appareil ne doit pas produire de brouillage, et (2) l'utilisateur de l'appareil doit accepter tout brouillage radioelectrique subi, meme si le brouillage est susceptible d'en compromettre le fonctionnement.

PG9938/PG8938/PG4938

PowerG 应急按钮安装指南

警告！
窒息危险；小部件；吊带和皮带夹不适合 3 岁以下儿童玩耍
禁止将无线钥匙置于任何液体中，否则会损坏电路。请保留本手册，以便将来参考。

操作

PG9938/PG8938/PG4938 是应急按钮。可以通过 LED 灯指示，确认是否发送成功。

设备安装

注册

快速注册：
1. 在键盘上按 [*] [8] [安装人员代码] [804] [000]。
2. 在无线钥匙上按住此按钮，直到 LED 灯稳定发亮，然后在 LED 仍然发亮的时候松开此按钮，键盘上会显示确认消息。
3. 按 [*] 键确认 ID。
4. 输入 [3 位数防区号 #]。
5. 输入 [2 位数防区类型]。
6. 为需要的所有子系统输入 [1 位数子系统号 #]，然后按 [#] 键。如果使用基于菜单的配置，则可以将光标滚动到需要的子系统，然后按 [*] 键切换子系统。
7. 使用字库，在 LCD 键盘上输入标签。

预注册：
1. 将唯一的 ID 号远程配置到系统中。更多详情，请参阅 HSM2HOST 手册。
2. 在现场时，按设备注册按钮。

配置

如要进入无线配置段，请输入 [804][601]。

设备切换

[011][01] 监控 - 默认值 **[N]**
启用设备的监控功能。

装配

连接皮带夹

1. 将设备滑入卡座，直到听到啪嗒一声牢牢卡 紧。
2. 如需连接皮带夹，将其滑入卡座后面的导轨上。

安装

1. 将卡座面朝上放在墙 上，如图所示。
2. 使用两个 4 号 5/8" 的螺丝和相应的膨胀螺栓，将卡座固定在墙上。
3. 将设备滑入卡座，直到听到啪嗒一声牢牢卡紧。
4. 如需从卡座上拔出设备，压一下卡扣。

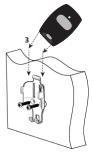

维护

警告！未征得负责合规性的一方的明确许可，擅自对本无线钥匙进行变更可能导致用户的使用权限失效。

更换电池

需要使用的电池为 VARTA 或 Energizer 制造，从 DSC 认可的供应商处购买的 CR2032 3V 锂电池。
如果此遥控钥匙废弃，请取出所有电池，然后分别对它们进行处理。将电气设备送到当地废旧电气和电子设备回收点。电池对环境有害，为了健康，请保护环境。
请至少五年更换一次电池，或者在发送信号时观察到 LED 灯闪烁时应更换电池。
注意：必须注意电池的正负极。锂电池处理不当，可能导致电池发热、引起爆炸或火灾，而这些都可能带来人身伤害。
警告：如果电池安装不正确会有爆炸的危险。更换时，只能使用生产厂商推荐的型号或同等型号的电池。把电池放在小孩接触不到的地方。如果小孩误吞下电池，应立即就医。严禁对电池充电。使用过的电池，必须按照当地有关废物回收的规定进行处理。

1. 如需更换电池，请在设备底部的插槽内插入一枚硬币，然后扭开。
注意：确保盖子内的弹簧垫片仍在原来的位置。如果脱落，应将它放回原位。
2. 从卡座上取走旧电池，换上推荐的新电池。确保电池正面朝上，使电池正负极正确。

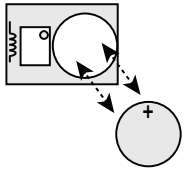

3. 按下此按钮，对设备进行测试。LED 指示灯应该发亮。
4. 重新盖上盖子，确定盖子啪嗒一声卡紧。

清洁

严禁使用任何类型的的研磨剂、煤油、丙酮或稀释剂等溶剂。
只能使用一块软布或海绵轻轻蘸些水和温和清洁剂的混合液来清洁无线钥匙，然后立即擦干。

测试

保持每年至少对系统进行一次测试。
1. 确保设备已经在系统中注册。
2. 在键盘上按 [*] [8] [安装人员代码] [904] [601-632]。
3. 站在离主机 3 米 (10 英尺) 远的地方，按下按钮。确定信号发送的 LED 灯亮起，主机将按设置正常响应。
4. 从接收器信号覆盖的区域内的不同地点操作无线钥匙，确定 " 盲点 "，即传输信号被墙和大型物体遮挡或受到结构材料影响的点。

注意：如果存在盲点 / 边缘区，将接收器换个位置，就可能获得很好的接收效果。

规格

频带 **(MHz):** 通过 CE 认证的 PG4938: 433-434.72MHz; 通过 CE 认证的 PG8938: 868-869.15MHz; 通过 FCC/IC/UL/ULC 认证的 PG9938: 912-919.185MHz
通信协议：PowerG
电池类型：对于通过 UL/ULC 认证的安装方式，只能使用消费者级别的 Varta 或 Energizer 3V CR-2032 锂电池
电池使用寿命 **:** 5 年 (未经 UL/ULC 验证)
低电量阈值 **:** 2.05 V
注意：如果电池电量较低，但仍能发送信号，此时设备将向主机发送 " 电量低 " 信号。
温度范围 **:** -10°C 至 +55°C (UL/ULC 仅验证了 0 - 49C 这个温度范围)
湿度：最高 93%RH，无冷凝
尺寸 **(WxDxH)**：53 x 33 x 11 毫米 (2.1 x 1.3 x 0.43 英寸)
重量：15 克 (0.5 盎司)
重量 **(** 包括电池 **)**：20 克 (0.7 盎司)
注意：只能在无危险的场所使用。

兼容的接收器

433MHz 频带：HSM2HOST4; HS2LCDRF(P)4;HS2ICNRF(P)4; PG4920
868MHz 频带：HSM2HOST8; HS2LCDRF(P)8; HS2ICNRF(P)8;PG8920
912-919MHz 频带：HSM2HOST9; HS2LCDRF(P)9; HS2ICNRF(P)9; PG9920
注意：只有运行在 912-919MHz 频带内的设备通过了 UL/ULC 认证。

Limited Warranty

Digital Security Controls warrants that for a period of 12 months from the date of purchase, the product shall be free of defects in materials and workmanship under normal use and that in fulfilment of any breach of such warranty, Digital Security Controls shall, at its option, repair or replace the defective equipment upon return of the equipment to its repair depot. This warranty applies only to defects in parts and workmanship and not to damage incurred in shipping or handling, or damage due to causes beyond the control of Digital Security Controls such as lightning, excessive voltage, mechanical shock, water damage, or damage arising out of abuse, alteration or improper application of the equipment.
The foregoing warranty shall apply only to the original buyer, and is and shall be in lieu of any and all other warranties, whether expressed or implied and of all other obligations or liabilities on the part of Digital Security Controls. Digital Security Controls neither assumes responsibility for, nor authorizes any other person purporting to act on its behalf to modify or to change this warranty, nor to assume for it any other warranty or liability concerning this product.
In no event shall Digital Security Controls be liable for any direct, indirect or consequential damages, loss of anticipated profits, loss of time or any other losses incurred by the buyer in connection with the purchase, installation or operation or failure of this product.
Warning: Digital Security Controls recommends that the entire system be completely tested on a regular basis. However, despite frequent testing, and due to, but not limited to, criminal tampering or electrical disruption, it is possible for this product to fail to perform as expected.
Important Information: Changes or modifications not expressly approved by Digital Security Controls could void the useris authority to operate this equipment.

IMPORTANT - READ CAREFULLY: DSC Software purchased with or without Products and Components is copyrighted and is purchased under the following license terms:

ï This End-User License Agreement (iEULAï) is a legal agreement between You (the company, individual or entity who acquired the Software and any related Hardware) and Digital Security Controls, a division of Tyco Safety Products Canada Ltd. (iDSCï), the manufacturer of the integrated security systems and the developer of the software and any related products or components (iHARDWAREï) which You acquired.

ï If the DSC software product (iSOFTWARE PRODUCTï or iSOFTWAREï) is intended to be accompanied by HARDWARE, and is NOT accompanied by new HARDWARE, You may not use, copy or install the SOFTWARE PRODUCT. The SOFTWARE PRODUCT includes computer software, and may include associated media, printed materials, and ionlineï or electronic documentation.

ï Any software provided along with the SOFTWARE PRODUCT that is associated with a separate end-user license agreement is licensed to You under the terms of that license agreement.

ï By installing, copying, downloading, storing, accessing or otherwise using the SOFTWARE PRODUCT, You agree unconditionally to be bound by the terms of this EULA, even if this EULA is deemed to be a modification of any previous arrangement or contract. If You do not agree to the terms of this EULA, DSC is unwilling to license the SOFTWARE PRODUCT to You, and You have no right to use it.

LICENSE

The SOFTWARE PRODUCT is protected by copyright laws and international copyright treaties, as well as other intellectual property laws and treaties. The SOFTWARE PRODUCT is licensed, not sold.

1. GRANT OF LICENSE This EULA grants You the following rights:

(a) Software Installation and Use - For each license You acquire, You may have only one copy of the SOFTWARE PRODUCT installed.

(b) Storage/Network Use - The SOFTWARE PRODUCT may not be installed, accessed, displayed, run, shared or used concurrently on or from different computers, including a workstation, terminal or other digital electronic device (iDeviceï). In other words, if You have several workstations, You will have to acquire a license for each workstation where the SOFTWARE will be used.

(c) Backup Copy - You may make back-up copies of the SOFTWARE PRODUCT, but You may only have one copy per license installed at any given time. You may use the back-up copy solely for archival purposes. Except as expressly provided in this EULA, You may not otherwise make copies of the SOFTWARE PRODUCT, including the printed materials accompanying the SOFTWARE.

2. DESCRIPTION OF OTHER RIGHTS AND LIMITATIONS

(a) Limitations on Reverse Engineering, Decompilation and Disassembly - You may not reverse engineer, decompile, or disassemble the SOFTWARE PRODUCT, except and only to the extent that such activity is expressly permitted by applicable law notwithstanding this limitation. You may not make any changes or modifications to the Software, without the written permission of an officer of DSC. You may not remove any proprietary notices, marks or labels from the Software Product. You shall institute reasonable measures to ensure compliance with the terms and conditions of this EULA.

(b) Separation of Components - The SOFTWARE PRODUCT is licensed as a single product. Its component parts may not be separated for use on more than one HARDWARE unit.

(c) Single INTEGRATED PRODUCT - If You acquired this SOFTWARE with HARDWARE, then the SOFTWARE PRODUCT is licensed with the HARDWARE as a single integrated product. In this case, the SOFTWARE PRODUCT may only be used with the HARDWARE as set forth in this EULA.

(d) Rental - You may not rent, lease or lend the SOFTWARE PRODUCT. You may not make it available to others or post it on a server or web site.

(e) Software Product Transfer - You may transfer all of Your rights under this EULA only as part of a permanent sale or transfer of the HARDWARE, provided You retain no copies, You transfer all of the SOFTWARE PRODUCT (including all component parts, the media and printed materials, any upgrades and this EULA), and provided the recipient agrees to the terms of this EULA. If the SOFTWARE PRODUCT is an upgrade, any transfer must also include all prior versions of the SOFTWARE PRODUCT.

(f) Termination - Without prejudice to any other rights, DSC may terminate this EULA if You fail to comply with the terms and conditions of this EULA. In such event, You must destroy all copies of the SOFTWARE PRODUCT and all of its component parts.

(g) Trademarks - This EULA does not grant You any rights in connection with any trademarks or service marks of DSC or its suppliers.

3. COPYRIGHT - All title and intellectual property rights in and to the SOFTWARE PRODUCT (including but not limited to any images, photographs, and text incorporated into the SOFTWARE PRODUCT), the accompanying printed materials, and any copies of the SOFTWARE PRODUCT, are owned by DSC or its suppliers. You may not copy the printed materials accompanying the SOFTWARE PRODUCT. All title and intellectual property rights in and to the content which may be accessed through use of the SOFTWARE PRODUCT are the property of the respective content owner and may be protected by applicable copyright or other intellectual property laws and treaties. This EULA grants You no rights to use such content. All rights not expressly granted under this EULA are reserved by DSC and its suppliers.

4. EXPORT RESTRICTIONS - You agree that You will not export or re-export the SOFTWARE PRODUCT to any country, person, or entity subject to Canadian export restrictions.

5. CHOICE OF LAW - This Software License Agreement is governed by the laws of the Province of Ontario, Canada.

6. ARBITRATION - All disputes arising in connection with this Agreement shall be determined by final and binding arbitration in accordance with the Arbitration Act, and the parties agree to be bound by the arbitratoris decision. The place of arbitration shall be Toronto, Canada, and the language of the arbitration shall be English.

7. LIMITED WARRANTY

(a) NO WARRANTY - DSC PROVIDES THE SOFTWARE ìAS ISî WITHOUT WARRANTY. DSC DOES NOT WARRANT THAT THE SOFTWARE WILL MEET YOUR REQUIREMENTS OR THAT OPERATION OF THE SOFTWARE WILL BE UNINTERRUPTED OR ERROR-FREE.

(b) CHANGES IN OPERATING ENVIRONMENT - DSC shall not be responsible for problems caused by changes in the operating characteristics of the HARDWARE, or for problems in the interaction of the SOFTWARE PRODUCT with non-DSC-SOFTWARE or HARDWARE PRODUCTS.

(c) LIMITATION OF LIABILITY; WARRANTY REFLECTS ALLOCATION OF RISK - IN ANY EVENT, IF ANY STATUTE IMPLIES WARRANTIES OR CONDITIONS NOT STATED IN THIS LICENSE AGREEMENT, DSCìS ENTIRE LIABILITY UNDER ANY PROVISION OF THIS LICENSE AGREEMENT SHALL BE LIMITED TO THE GREATER OF THE AMOUNT ACTUALLY PAID BY YOU TO LICENSE THE SOFTWARE PRODUCT AND FIVE CANADIAN DOLLARS (CAD$5.00). BECAUSE SOME JURISDICTIONS DO NOT ALLOW THE EXCLUSION OR LIMITATION OF LIABILITY FOR CONSEQUENTIAL OR INCIDENTAL DAMAGES, THE ABOVE LIMITATION MAY NOT APPLY TO YOU.

(d) DISCLAIMER OF WARRANTIES - THIS WARRANTY CONTAINS THE ENTIRE WARRANTY AND SHALL BE IN LIEU OF ANY AND ALL OTHER WARRANTIES, WHETHER EXPRESSED OR IMPLIED (INCLUDING ALL IMPLIED WARRANTIES OF MERCHANTABILITY OR FITNESS FOR A PARTICULAR PURPOSE) AND OF ALL OTHER OBLIGATIONS OR LIABILITIES ON THE PART OF DSC. DSC MAKES NO OTHER WARRANTIES. DSC NEITHER ASSUMES NOR AUTHORIZES ANY OTHER PERSON PURPORTING TO ACT ON ITS BEHALF TO MODIFY OR TO CHANGE THIS WARRANTY, NOR TO ASSUME FOR IT ANY OTHER WARRANTY OR LIABILITY CONCERNING THIS SOFTWARE PRODUCT.

(e) EXCLUSIVE REMEDY AND LIMITATION OF WARRANTY - UNDER NO CIRCUMSTANCES SHALL DSC BE LIABLE FOR ANY SPECIAL, INCIDENTAL, CONSEQUENTIAL OR INDIRECT DAMAGES BASED UPON BREACH OF WARRANTY, BREACH OF CONTRACT, NEGLIGENCE, STRICT LIABILITY, OR ANY OTHER LEGAL THEORY. SUCH DAMAGES INCLUDE, BUT ARE NOT LIMITED TO, LOSS OF PROFITS, LOSS OF THE SOFTWARE PRODUCT OR ANY ASSOCIATED EQUIPMENT, COST OF CAPITAL, COST OF SUBSTITUTE OR REPLACEMENT EQUIPMENT, FACILITIES OR SERVICES, DOWN TIME, PURCHASERS TIME, THE CLAIMS OF THIRD PARTIES, INCLUDING CUSTOMERS, AND INJURY TO PROPERTY.

WARNING: DSC recommends that the entire system be completely tested on a regular basis. However, despite frequent testing, and due to, but not limited to, criminal tampering or electrical disruption, it is possible for this SOFTWARE PRODUCT to fail to perform as expected. Always ensure you obtain the latest version of the User Guide. Updated versions of this User Guide are available by contacting your distributor.

© 2014 Tyco International Ltd. and its Respective Companies. All Rights Reserved. The trademarks, logos, and service marks displayed on this document are registered in the United States [or other countries]. Any misuse of the trademarks is strictly prohibited and Tyco International Ltd. will aggressively enforce its intellectual property rights to the fullest extent of the law, including pursuit of criminal prosecution wherever necessary. All trademarks not owned by Tyco International Ltd. are the property of their respective owners, and are used with permission or allowed under applicable laws. Product offerings and specifications are subject to change without notice. Actual products may vary from photos. Not all products include all features. Availability varies by region; contact your sales representative.

Toronto, Canada ï www.dsc.com ï Printed in Israel ï Tech. Support: 1-800-387-3630 (Canada, US), 905-760-3000

限质量保证

DSC 向购买者保证，在从购买之日起十二（12）个月内，在正常使用情况下，本产品不会出现材料和生产方面的缺陷。在保质期内，并在购买者将有缺陷的产品退回厂家的情况下，DSC 将自行决定修理或更换有缺陷的产品，而且不收取劳务费和材料费。更换与修理后的零部件的保质期为该产品保质期的剩余时间，或者从更换或修理产品之日起九十（90）天内，按时间长的为准。如果发现材料或生产方面存在缺陷，购买者必须立即以书面形式通知 DSC，而且，不管发生任何情况，该书面通知应在产品保质期到期之前收到才算有效。DSC 将不对软件作出任何保证，所有软件产品都是作为随产品一起提供的软件许可协议条款规定的用户许可证进行出售。客户应承担正确选择、安装、操作和维护从 DSC 购买的任何产品的责任。对于定制产品，DSC 只保证更换或修理交货时工作不正常的产品。在上述情况下，DSC 可以自行定是更换还是赔偿。

国际客户保证

对于国际客户的保证与对加拿大和美国范围内的任何客户的保证相同，但 DSC 不负责支付任何海关费用、税或可能到期的增值税

保证程序

此获得此保证规定的服务，请将有问题的产品退回到购买的地方。所有授权分销商和经销商都订有产品质量保证计划。此商品退回 DSC 之前，必须首先获得批准编号。DSC 将不会接受没有事先获得批准就退回的商品。

下述情况将不属于产品质量保证范围

此保证仅适用于正常使用情况下出现相关的零部件和生产方面的缺陷。此保证不负责

- 运输或搬运中遭受的损坏；
- 由于灾害（如火灾、洪水、刮风、地震或闪电）导致的损坏；
- 由于超出 DSC 所能控制原因（如电压太高、机械冲击或潮湿损坏）导致的损坏；
- 由于未经授权而进行连接、改造、修改或使用外来零部件导致的损坏；
- 由外部设备（DSC 提供的外部设备除外）导致的损坏；
- 由于没有提供适当产品安装环境而造成的缺陷；
- 由于出于非产品设计目的而使用产品导致的损坏；
- 由于不当维修导致的损坏；
- 由于其他滥用、误操作或不正确使用产品情况导致的损坏。

保证中的未尽事宜

除了不属于产品质量保证范围的事项以外，本保证还不应把下列事项包含在内：(i) 维修中心的货运成本；(ii) 产品没有 DSC 产品标签和批号或序列号；(iii) 以下述方式拆卸或修理产品：对性能产生负面影响或导致正确检验或测试不能进行，因而无法核实购买者提出的产品质量保证要求是否有效。DSC 将自行决定赊销或更换为在保证期内更换而退回的赊购卡或标签。本保证不包含对由于老化、滥用或损坏导致超出保证范围的产品此进行鉴定，并提供修理概算。只有在从客户那里收到有效购买订单且 DSC 客户服务部发放退货批准编号 (RMA) 后，才会进行修理工作。DSC 对在合理尝试次数后仍然无法修好产品的责任将限于更换产品，作为对违反产品质量保证的唯一赔偿。无论在任何情况下，DSC 都不对由于违反此保证、违反合同、疏忽、严格赔偿责任或任何其他法理而造成的任何特殊的、偶然的或间接的损失负责。上述损失包括，但不局限于，利润损失，产品或任何关联设备丢失、资本耗费、替代或更换设备费用、设施或服务费用、停机损失、购买者的时间损失、第三方的索赔（包括客户）款项以及财产损失。有些国家或地区的法律限制或不允许免除间接损失的责任。如果此类国家或地区的法律适用于 DSC 提出的或针对 DSC 的任何索赔，本文件中包含的限制和免责声明此依照法律许可的最大程度执行。有些州不允许排除或限制偶然或间接损失，因此此述条款可能不适用于您。

保证的免责声明

此保证包含完整的保证，并取代任何和所有其他保证，无论是明示还是默示的保证（包括对于适销性或特定适宜性的所有默示的保证）。在 DSC 应承担的所有其他义务或责任之中，DSC 既不承担，也不授权声称代表 DSC 的任何其他人，修改或更改此保证，也不让 DSC 承担与此产品相关的任何其他保证或责任。

此保证的免责声明和有效保证受加拿大多伦多省法律制约。

警告：DSC 建议对整此系统进行此期测试。但是，不管是否经常测试，由于（但不限于）发生非法篡改或电器干扰，此产品也可能无法正常工作。

超出保证期的修理 对于按照下此条件退回厂家的超出保证期的产品，DSC 将自行决定进行修理还是更换。此商品退回 DSC 之前，必须首先获得批准编号。DSC 将不会接受没有事先获得批准就退回的商品。DSC 确定可以修理的产品将进行修理并返还。并对每个修理的设备收取一笔固定费用，DSC 已预先确定具体费用标准，而且可能随时进行修订。DSC 确定不能修理的产品将用功能接近的产品进行更换。每个更换设备将收取相当于当前市场价格的费用。

警告 请仔细阅读

安装人员须知

本警告包含重要信息。作为与系统用户接触的唯一个人，您有责任让此系统的用户注意本警告中的各项内容。

系统故障

此系统经过精心设计，可实现最大程度的有效性。然而，在涉及火灾、盗窃或其它类型的紧急事件情况下，此系统可能无法起到防护作用。由于种种原因，任何类型的任何报警系统都可能会谨慎平衡处理，否则可能无法按照预期方式工作。下面介绍其中一些（但并非全部）原因：

安装不当

安全系统安装正确，才能提供充分保护。每次安装均应经过安全专业人士鉴定，以确保涵盖所有入口点和区域。门窗上的锁和插销必须牢靠，并正常运作。门窗、墙壁和其它建筑材料必须具有合格的抗力和构造，才能提供应有的保护水平。在任何建筑活动期间和之后，都必须进行一次重新鉴定。尽可能由消防和 / 或公安部门进行鉴定。

犯罪知识

此系统包含有制造时确定有效的安全功能。具有犯罪倾向的人可能会研究出降低这些功能的有效性的方法。因此，定期检查安全系统非常重要，这样可以确保安全系统的功能保持有效，并确保一旦发现安全系统不能提供应有的保护，就马上更新或更换安全系统。

入侵者进入

入侵者可能会通过不受保护的入口点进入、避开传感设备、穿越安全系统检测不到的区域逃避监测、断开报警设备或干扰或阻止系统正常工作。

电源故障

控制单元、入侵检测器、烟感以及许多其它安全设备都需要一个合格的电源，才能正常工作。如果某个设备通过电池工作，电池可能会失效。即使电池没有失效，也必须给电池充电，保持电池完好无损且正确安装。如果一个设备仅通过交流电工作，任何中断（无论时间多短）都会使该设备在断电时无法工作。供电中断无论多长，通常都会伴随着有电压波动，这会损坏像安全系统这样的电子设备。发生断电后，请立即全面地检测系统，以确保系统正常工作。

可更换电池发生故障

此系统的无线发射器设计为正常情况下电池可以工作多年。预期电池寿命是设备环境、设备使用情况和设备类型的一个函数。环境情况（如高湿、高温或低温或温度大幅波动）可能会缩短预期电池寿命。尽管每个发射设备都配备有电池电量监视器（该监视器确定何时需要更换电池），此监视器可能无法正常工作。定期检测和维护可使系统处于良好的工作状态。

射频（无线）设备的危害

信号并不一定在各种情况下都能到达接收器，这些情况包括：在无线波路径上或附近放了金属物体、故意干扰或其它非有意的无线电信号干扰。

系统用户

用户可能无法操作应急开关，这可能是由于永久或暂时身体残疾、无法及时接近设备或不熟悉正确操作。重要的是，应培训所有系统用户正确操作报警设备，并让他们知道，当系统显示警报时如何做出反应。

烟感

烟感是此系统的一个部分，它可能由于种种原因而无法正确警告居住者防止火灾，下面列出其中一些原因。烟感可能没有正确安装或固定。烟雾可能无法到达烟感，例如，火灾在烟囱、墙壁或屋顶或在关闭的门的另一边发生。烟感可能监测不到住处或建筑物另一高度上发生的火灾的烟雾。每场火灾产生的烟雾量和燃烧速度都是不同的。烟感可能无法同样有效地监测到各种类型的火灾。烟感可能不会及时对粗心大意或安全事故导致的火灾提出警告，例如，床上冒烟、剧烈爆炸、燃气泄露、易燃材料存放不当、电路负荷过重、儿童玩火柴或人为纵火。

即使烟感正常工作，在某些情况下，由于警告不够，而使所有居住者不能全部及时逃离，免受损伤或致死。

移动探测器

移动探测器只能探测到如相应安装说明书中所述的指定范围内的运动。它们无法辨别入侵者和预定居住者。移动探测器不提供容积区域保护。移动探测器具有多个探测波束，只能探测到这些波束覆盖的无障碍区域中发生的运动。移动探测器无法探测到墙壁、天花板、地板、关闭的门、玻璃隔板或玻璃门窗后面发生的运动。任何类型的损害，无论是有意还是无意的，例如，将任何材料遮蔽、油漆或喷激到监测系统镜头、镜面、视窗或任何其它部位，都会影响监测系统正常工作。

被动红外线移动探测器通过感应温度变化进行工作。但是，当温度接近或高于体温时或监测区域中或监测区域附近存在有意或无意的热源时，就会降低被动红外线移动探测器的有效性。其中某些热源可能会是加热器、散热器、火炉、烧烤架、壁炉、日光、排气口、照明，等等。

告警设备